

CHRI 2021



RESPONDING TO THE PANDEMIC:
**Documenting Services by
Legal Services Institutions**



Volume - II



CHRI

Commonwealth Human Rights Initiative
working for the *practical* realisation of human rights in
the Commonwealth

ABOUT CHRI

The Commonwealth Human Rights Initiative (CHRI) is an independent, non-governmental, non-profit organisation headquartered in New Delhi, with offices in London, United Kingdom, and Accra, Ghana. Since 1987, it has worked for the practical realization of human rights through strategic advocacy and engagement as well as mobilization around these issues in Commonwealth countries. CHRI's specialisation in the areas of Access to Justice (ATJ) and Access to Information (ATI) are widely known. The ATJ programme has focussed on Police and Prison Reforms, to reduce arbitrariness and ensure transparency while holding duty bearers to account. CHRI looks at policy interventions, including legal remedies, building civil society coalitions and engaging with stakeholders. The ATI looks at Right to Information (RTI) and Freedom of Information laws across geographies, provides specialised advice, sheds light on challenging issues, processes for widespread use of transparency laws and develops capacity. CHRI reviews pressures on freedom of expression and media rights while a focus on Small States seeks to bring civil society voices to bear on the UN Human Rights Council and the Commonwealth Secretariat. A growing area of work is SDG 8.7 where advocacy, research and mobilization is built on tackling Contemporary Forms of Slavery and human trafficking through the Commonwealth 8.7 Network.

CHRI has special consultative status with the UN Economic and Social Council and is accredited to the Commonwealth Secretariat. Recognised for its expertise by governments, oversight bodies and civil society, it is registered as a society in India, a limited charity in London and an NGO in Ghana.

Although the Commonwealth, an association of 54 nations, provided member countries the basis of shared common laws, there was little specific focus on human rights issues in member countries. Thus, in 1987, several Commonwealth professional associations founded CHRI.

Through its research, reports, advocacy, engagement, mobilisation and periodic investigations, CHRI draws attention to the progress and setbacks on rights issues. It addresses the Commonwealth Secretariat, the United Nations Human Rights Council members, media and civil society. It works on and collaborates around public education programmes, policy dialogues, comparative research, advocacy and networking on the issues of Access to Information and Access to Justice.

CHRI seeks to promote adherence to the Universal Declaration of Human Rights, the Commonwealth Harare Principles and other internationally recognised human rights instruments, as well as domestic instruments supporting human rights.

International Advisory Commission: Alison Duxbury, Chairperson. Members: Wajahat Habibullah, Edward Mortimer, Joanna Ewart-James, Sam Okudzeto and Sanjoy Hazarika.

Executive Committee (India): Wajahat Habibullah, Chairperson. Members: B. K. Chandrashekar, Jayanto Choudhury, Kishore Bhargav, Maja Daruwala, Nitin Desai, Kamal Kumar, Madan B. Lokur, Poonam Muttreja, Jacob Punnoose, Ashok K. Ganju, A P Shah, and Sanjoy Hazarika.

Executive Committee (Ghana): Sam Okudzeto, Chairperson. Members: Akoto Ampaw, Yashpal Ghai, Wajahat Habibullah, Kofi Quashigah, Juliette Tuakli and Sanjoy Hazarika.

Executive Committee (UK): Joanna Ewart-James, Chairperson. Members: Richard Bourne, Pralab Barua, Tony Foreman, Neville Linton, Suzanne Lambert and Sanjoy Hazarika.

Sanjoy Hazarika, International Director

© Commonwealth Human Rights Initiative, 2021. Material from this report may be used, duly acknowledging the source.

ISBN : 978-93-81241-98-1



CHRI Headquarters, New Delhi

55A, Third Floor
Siddharth Chambers
Kalu Sarai, New Delhi 110 017
India
Tel: +91 11 4318 0200
Fax: +91 11 2686 4688
E-mail:
info@humanrightsinitiative.org

CHRI London

Room No. 219
School of Advanced Study
South Block, Senate House
Malet Street, London WC1E
7HU,
United Kingdom
E-mail:
london@humanrightsinitiative.org

CHRI Africa, Accra

House No.9, Samora Machel Street
Asylum Down, Opposite Beverly Hills
Hotel Near Trust Towers, Accra,
Ghana
Tel/Fax: +233 302 971170
Email:
chriafrika@humanrightsinitiative.org

RESPONDING TO THE PANDEMIC: DOCUMENTING SERVICES BY LEGAL SERVICES INSTITUTIONS

Amrita Paul

Senior Programme Officer
Prison Reforms Programme, CHRI

&

Madhurima Dhanuka

Programme Head
Prison Reforms Programme, CHRI

State Report Cards Prepared By:

Shivangi Shikhar

Intern

ABOUT THE REPORT

The COVID-19 pandemic and the subsequent containment measures adopted to reduce its spread brought about massive implications for access to justice and rule of law. On 24 March 2020, an unprecedented national lockdown of 21 days, to slow the spread of the virus, was enforced across India. This unprecedented measure led to extensive human suffering and rights violations in the months to come. The lockdown had huge socio-economic-legal implications. Reports of lakhs stranded on the streets emerged. There was a surge in the shadow pandemics of domestic violence and child abuse, along with spread of infections within prisons. The pandemic has led to the increased marginalisation of several vulnerable groups, especially migrant workers, women, senior citizens, prisoners, etc.

The global health crisis has also created a host of new legal challenges compelling the courts, its functionaries as well as Legal Services Institutions (LSIs) to be innovative to ensure their continued functioning and service delivery. Despite physical challenges and concerns of contracting the virus infection, the LSIs across the country were expected to play a significant and vital role in promoting inclusiveness towards access to justice. In the initial months of the lockdown, National Legal Services Authority (NALSA) and LSIs undertook several efforts to reach out to the vulnerable groups and address their legal concerns.

This report documents the many efforts and diverse practices undertaken by the LSIs during the nation-wide lockdown in responding to the unprecedented situation. The report, however, does not delve into the specifics of legal service delivery in particular to the quality of services provided or the process of provision of legal services. Through depiction of data shared by NALSA, it provides an insight into the comparative performance of different SLSAs (State Legal Services Authorities) between April and June 2020. It attempts an articulation of expectations from legal services providers amid the pandemic, and the functions of LSIs in India geared towards continued provision of legal services during the pandemic. It documents, through data and examples of assistance given, the services delivered to a range of beneficiaries including women, senior citizen, stranded persons, migrant workers, persons in custody, etc. It also raises concerns over dwindling funds for LSIs in 2020. The report also attempts to provide guidance on future priority areas for LSIs to enable and ensure availability of prompt and effective legal services for all.

TABLE OF CONTENTS

About the Report	vi
Introduction	1
Andaman & Nicobar Islands	2
Andhra Pradesh	5
Arunachal Pradesh	8
Assam	11
Bihar	14
Chandigarh	17
Chhattisgarh	20
Dadra & Nagar Haveli	23
Daman & Diu	26
Delhi	29
Goa	32
Gujarat	35
Haryana	38
Himachal Pradesh	41
Jammu and Kashmir	44
Jharkhand	47
Karnataka	50
Kerala	53
Lakshadweep	56
Madhya Pradesh	59
Maharashtra	62
Manipur	65
Meghalaya	68
Mizoram	71
Nagaland	74
Odisha	77
Puducherry	80
Punjab	83
Rajasthan	86
Sikkim	89
Tamil Nadu	92
Telangana	95
Tripura	98
Uttar Pradesh	101
Uttarakhand	104
West Bengal	107

HOW TO READ THE STATE SUMMARIES

Volume II provides state-wise information on the many efforts and diverse practices undertaken by the LSIs during the nation-wide lockdown in 2020. As previously stated, the report does not document the specifics of the legal services delivery with respect to the quality of service or the process of provision of legal service.

Each state summary denotes the data provided by the National Legal Services Authority, provided to it by the respective State Legal Services Institutions. The data has been compiled on priority pointers such as assistance of legal services stakeholders in instances of domestic violence cases, senior citizens, stranded persons and migrant workers, persons in custody among others. For a well-rounded context, data sets have also been added as to the population of the state, other social and human development indicators as well as the ranking in the India Justice Report 2019¹ either among small or big states. Where data is not mentioned in the state summaries, it indicates that no data was provided under that specific head.

¹ <https://www.tatatrusts.org/upload/pdf/overall-report-single.pdf>

STATE SUMMARY



Population

4.34 lakh



Per Capita

136,823



Rural

237,093



Human Development Index

0.708



Urban

143,488



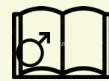
Gender Development Index

0.692




IJR Legal Aid Ranking

NR^



Male Literacy Rate

90.27%



Female Literacy Rate

82.43%



Assistance to victims of domestic violence



No. of cases relating to incidents of domestic violence received by LSIs

0



No. of cases resolved through either counselling or mediation

0



0

No. of grievances related to denial of wages/salaries received by LSIs



0

No. of petitions filed in courts through legal aid lawyers under the Domestic Violence Act



Help to stranded people/migrants/Senior citizens



No. of cases in which assistance was provided to migrants in coordination with District Administration in terms of transit, food etc.



No. of people assisted with regard to shelter problem/ lack of money



No. of people assisted cases vis-à-vis travelling to their home states or districts



No. of senior citizens helped



Arrested persons/Prisoners:



No. of persons provided legal representation at remand stage



No. of Undertrials represented during trial through legal assistance



No. of bail applications filed of such persons at remand stage



No. of bail applications filed for undertrials



No of such bail applications allowed



No. of convicts provided legal assistance in
(i) Filing of Appeals

(ii) Parole/Furlough



Functioning of Legal Aid Helpline Number



Total calls received

No. of persons
provided legal advice

Legal aid and assistance provided through the
National Legal Aid Helpline Number 15100



Total calls received

No. of persons
provided legal advice

Legal aid and assistance provided through
State/ District helpline numbers



Use of webinars and Social Media Tools (Month wise)



No. of programmes related to legal aid conducted
through webinars:



No. of programmes conducted through Radio
including Community Radios.



No. of programmes conducted through TV



No. of programmes conducted through any other
social media tools including You Tube.

NR^ Not Ranked



Population

4.97 crore



Per Capita

164,025



Rural

56,361,702



Urban

28,219,075



Human Development Index

0.585



Gender Development Index

0.574




IJR Legal Aid Ranking

10*



Male Literacy Rate

73.4%



Female Literacy Rate

59.5%



Assistance to victims of domestic violence



No. of cases relating to incidents of domestic violence received by LSIs

101



No. of cases resolved through either counselling or mediation

0



04

No. of grievances related to denial of wages/salaries received by LSIs



19

No. of petitions filed in courts through legal aid lawyers under the Domestic Violence Act



Help to stranded people/migrants/Senior citizens



35,135

No. of cases in which assistance was provided to migrants in coordination with District Administration in terms of transit, food etc.



4,073

No. of people assisted with regard to shelter problem/ lack of money



36,873

No. of people assisted cases vis-à-vis travelling to their home states or districts



1,413

No. of senior citizens helped



Arrested persons/Prisoners:



66

No. of persons provided legal representation at remand stage



95

No. of Undertrials represented during trial through legal assistance



57

No. of bail applications filed of such persons at remand stage



19

No. of bail applications filed for undertrials



41

No of such bail applications allowed



No. of convicts provided legal assistance in
(i) Filing of Appeals

06

(ii) Parole/Furlough

81



Functioning of Legal Aid Helpline Number



Total calls received **75**

No. of persons
provided legal advice **75**

Legal aid and assistance provided through the
National Legal Aid Helpline Number 15100



Total calls received **346**

No. of persons
provided legal advice **346**

Legal aid and assistance provided through
State/ District helpline numbers



Use of webinars and Social Media Tools (Month wise)



0

No. of programmes related to legal aid conducted
through webinars:



05

No. of programmes conducted through Radio
including Community Radios.



03

No. of programmes conducted through TV



02

No. of programmes conducted through any other
social media tools including You Tube.

- corresponds to large and mid-sized states



Population

12.6 lakh



Per Capita

140,000



Rural

1,066,358



Urban

317,369



Human Development Index

0.647



Gender Development Index

0.642




IJR Legal Aid Ranking

7#



Male Literacy Rate

73.69%



Female Literacy Rate

59.57%



Assistance to victims of domestic violence



No. of cases relating to incidents of domestic violence received by LSIs

48



No. of cases resolved through either counselling or mediation

16



0

No. of grievances related to denial of wages/salaries received by LSIs



15

No. of petitions filed in courts through legal aid lawyers under the Domestic Violence Act



Help to stranded people/migrants/Senior citizens



3,324

No. of cases in which assistance was provided to migrants in coordination with District Administration in terms of transit, food etc.



249

No. of people assisted with regard to shelter problem/ lack of money



1,380

No. of people assisted cases vis-à-vis travelling to their home states or districts



225

No. of senior citizens helped



Arrested persons/Prisoners:



116

No. of persons provided legal representation at remand stage



22

No. of Undertrials represented during trial through legal assistance



75

No. of bail applications filed of such persons at remand stage



24

No. of bail applications filed for undertrials



39

No of such bail applications allowed



No. of convicts provided legal assistance in
(i) Filing of Appeals

0

(ii) Parole/Furlough

0



Functioning of Legal Aid Helpline Number



Total calls received **0**

No. of persons
provided legal advice **0**

Legal aid and assistance provided through the
National Legal Aid Helpline Number 15100



Total calls received **22**

No. of persons
provided legal advice **22**

Legal aid and assistance provided through
State/ District helpline numbers



Use of webinars and Social Media Tools (Month wise)



02

No. of programmes related to legal aid conducted
through webinars:



0

No. of programmes conducted through Radio
including Community Radios.



0

No. of programmes conducted through TV



0

No. of programmes conducted through any other
social media tools including You Tube.

corresponds to small states



Population

3.09 crore



Per Capita

82,078



Rural

26,807,034



Urban

4,388,756



Human Development Index

0.595



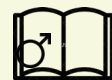
Gender Development Index

0.585




IJR Legal Aid Ranking

NR^



Male Literacy Rate

90.1%



Female Literacy Rate

81.2%



Assistance to victims of domestic violence



No. of cases relating to incidents of domestic violence received by LSIs

90



No. of cases resolved through either counselling or mediation

18



540

No. of grievances related to denial of wages/salaries received by LSIs



27

No. of petitions filed in courts through legal aid lawyers under the Domestic Violence Act



Help to stranded people/migrants/Senior citizens



1,279

No. of cases in which assistance was provided to migrants in coordination with District Administration in terms of transit, food etc.



683

No. of people assisted with regard to shelter problem/ lack of money



122

No. of people assisted cases vis-à-vis travelling to their home states or districts



60

No. of senior citizens helped



Arrested persons/Prisoners:



620

No. of persons provided legal representation at remand stage



380

No. of Undertrials represented during trial through legal assistance



373

No. of bail applications filed of such persons at remand stage



275

No. of bail applications filed for undertrials



165

No of such bail applications allowed



No. of convicts provided legal assistance in
(i) Filing of Appeals

29

(ii) Parole/Furlough

11



Functioning of Legal Aid Helpline Number



Total calls received **0**

No. of persons
provided legal advice **0**

Legal aid and assistance provided through the
National Legal Aid Helpline Number 15100



Total calls received **15**

No. of persons
provided legal advice **15**

Legal aid and assistance provided through
State/ District helpline numbers



Use of webinars and Social Media Tools (Month wise)



19

No. of programmes related to legal aid conducted
through webinars:



10

No. of programmes conducted through Radio
including Community Radios.



03

No. of programmes conducted through TV



88

No. of programmes conducted through any other
social media tools including You Tube.

NR^ - Not Ranked



Population

9.9 crore



Per Capita

43,822



Rural

92,341,436



Urban

11,758,016




Human Development Index

0.507



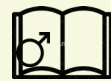
Gender Development Index

0.479




IJR Legal Aid Ranking

16*



Male Literacy Rate

71.20%



Female Literacy Rate

51.50%



Assistance to victims of domestic violence



No. of cases relating to incidents of domestic violence received by LSIs

90



No. of cases resolved through either counselling or mediation

02



0

No. of grievances related to denial of wages/salaries received by LSIs



09

No. of petitions filed in courts through legal aid lawyers under the Domestic Violence Act



Help to stranded people/migrants/Senior citizens



183,246

No. of cases in which assistance was provided to migrants in coordination with District Administration in terms of transit, food etc.



92,439

No. of people assisted with regard to shelter problem/ lack of money



47,571

No. of people assisted cases vis-à-vis travelling to their home states or districts



10,742

No. of senior citizens helped



Arrested persons/Prisoners:



3,283

No. of persons provided legal representation at remand stage



5,217

No. of Undertrials represented during trial through legal assistance



137

No. of bail applications filed of such persons at remand stage



463

No. of bail applications filed for undertrials



47

No of such bail applications allowed



No. of convicts provided legal assistance in
(i) Filing of Appeals

03

(ii) Parole/Furlough

0




Functioning of Legal Aid Helpline Number



Total calls received **0**

No. of persons
provided legal advice **0**

Legal aid and assistance provided through the
National Legal Aid Helpline Number 15100



Total calls received **73**

No. of persons
provided legal advice **47**

Legal aid and assistance provided through
State/ District helpline numbers



Use of webinars and Social Media Tools (Month wise)



200

No. of programmes related to legal aid conducted
through webinars:



07

No. of programmes conducted through Radio
including Community Radios.



01

No. of programmes conducted through TV



15

No. of programmes conducted through any other
social media tools including You Tube.

***corresponds to large and mid-sized states**



Population

10.6 lakh



Per Capita

48,974



Rural

28,991



Human Development Index

0.784



Urban

1,026,459



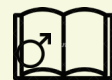
Gender Development Index

0.763




IJR Legal Aid Ranking

NR^



Male Literacy Rate

89.99%



Female Literacy Rate

81.19%



Assistance to victims of domestic violence



No. of cases relating to incidents of domestic violence received by LSIs

336



No. of cases resolved through either counselling or mediation

29



0

No. of grievances related to denial of wages/salaries received by LSIs



02

No. of petitions filed in courts through legal aid lawyers under the Domestic Violence Act



Help to stranded people/migrants/Senior citizens



191

No. of cases in which assistance was provided to migrants in coordination with District Administration in terms of transit, food etc.



07

No. of people assisted with regard to shelter problem/ lack of money



55

No. of people assisted cases vis-à-vis travelling to their home states or districts



0

No. of senior citizens helped



Arrested persons/Prisoners:



95

No. of persons provided legal representation at remand stage



213

No. of Undertrials represented during trial through legal assistance



0

No. of bail applications filed of such persons at remand stage



213

No. of bail applications filed for undertrials



0

No of such bail applications allowed



No. of convicts provided legal assistance in
(i) Filing of Appeals

06

(ii) Parole/Furlough

178




Functioning of Legal Aid Helpline Number



Total calls received **29**

No. of persons
provided legal advice **29**

Legal aid and assistance provided through the
National Legal Aid Helpline Number 15100



Total calls received **645**

No. of persons
provided legal advice **289**

Legal aid and assistance provided through
State/ District helpline numbers



Use of webinars and Social Media Tools (Month wise)



07

No. of programmes related to legal aid conducted
through webinars:



01

No. of programmes conducted through Radio
including Community Radios.



0

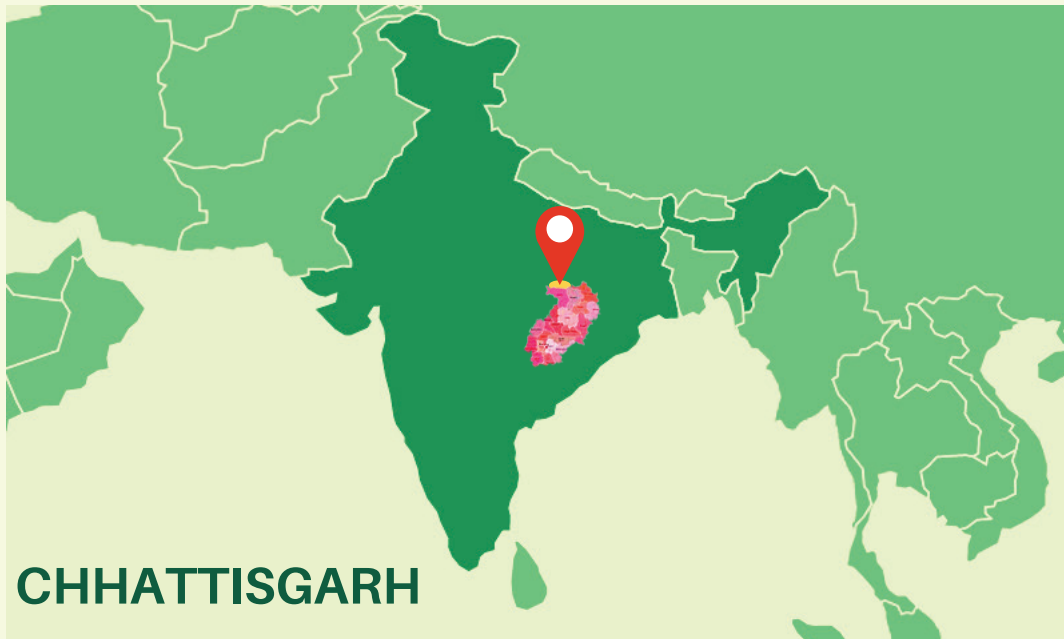
No. of programmes conducted through TV



02

No. of programmes conducted through any other
social media tools including You Tube.

NR^ Not Ranked



Population

4.97 crore



Per Capita

164,025



Rural

56,361,702



Urban

28,219,075



Human Development Index

0.585



Gender Development Index

0.574




IJR Legal Aid Ranking

08*



Male Literacy Rate

73.4%



Female Literacy Rate

59.5%



Assistance to victims of domestic violence



No. of cases relating to incidents of domestic violence received by LSIs

166



No. of cases resolved through either counselling or mediation

02



01

No. of grievances related to denial of wages/salaries received by LSIs



02

No. of petitions filed in courts through legal aid lawyers under the Domestic Violence Act



Help to stranded people/migrants/Senior citizens



3,320

No. of cases in which assistance was provided to migrants in coordination with District Administration in terms of transit, food etc.



23

No. of people assisted with regard to shelter problem/ lack of money



797

No. of people assisted cases vis-à-vis travelling to their home states or districts



100

No. of senior citizens helped



Arrested persons/Prisoners:



1,038

No. of persons provided legal representation at remand stage



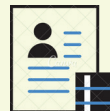
302

No. of Undertrials represented during trial through legal assistance



773

No. of bail applications filed of such persons at remand stage



873

No. of bail applications filed for undertrials



286

No of such bail applications allowed



No. of convicts provided legal assistance in
(i) Filing of Appeals

81

(ii) Parole/Furlough

83



Functioning of Legal Aid Helpline Number



Total calls received **470**

No. of persons provided legal advice **470**

Legal aid and assistance provided through the National Legal Aid Helpline Number 15100



Total calls received **01**

No. of persons provided legal advice **0**

Legal aid and assistance provided through State/ District helpline numbers



Use of webinars and Social Media Tools (Month wise)



02

No. of programmes related to legal aid conducted through webinars:



0

No. of programmes conducted through Radio including Community Radios.



0

No. of programmes conducted through TV



02

No. of programmes conducted through any other social media tools including You Tube.

- corresponds to large and mid-sized states



Population

3.44 lakh



Per Capita

77,130



Rural

183,114



Urban

160,595



Human Development Index

0.677



Gender Development Index

0.673




IJR Legal Aid Ranking

NR^



Male Literacy Rate

85.17%



Female Literacy Rate

64.32%



Assistance to victims of domestic violence



No. of cases relating to incidents of domestic violence received by LSIs

01



No. of cases resolved through either counselling or mediation

0



0

No. of grievances related to denial of wages/salaries received by LSIs



0

No. of petitions filed in courts through legal aid lawyers under the Domestic Violence Act



Help to stranded people/migrants/Senior citizens



0

No. of cases in which assistance was provided to migrants in coordination with District Administration in terms of transit, food etc.



0

No. of people assisted with regard to shelter problem/ lack of money



0

No. of people assisted cases vis-à-vis travelling to their home states or districts



0

No. of senior citizens helped



Arrested persons/Prisoners:



0

No. of persons provided legal representation at remand stage



0

No. of Undertrials represented during trial through legal assistance



0

No. of bail applications filed of such persons at remand stage



0

No. of bail applications filed for undertrials



0

No of such bail applications allowed



No. of convicts provided legal assistance in
(i) Filing of Appeals

0

(ii) Parole/Furlough

0



Functioning of Legal Aid Helpline Number



Total calls received **0**

No. of persons
provided legal advice **0**

Legal aid and assistance provided through the
National Legal Aid Helpline Number 15100



Total calls received **0**

No. of persons
provided legal advice **0**

Legal aid and assistance provided through
State/ District helpline numbers



Use of webinars and Social Media Tools (Month wise)



0

No. of programmes related to legal aid conducted
through webinars:



0

No. of programmes conducted through Radio
including Community Radios.



0

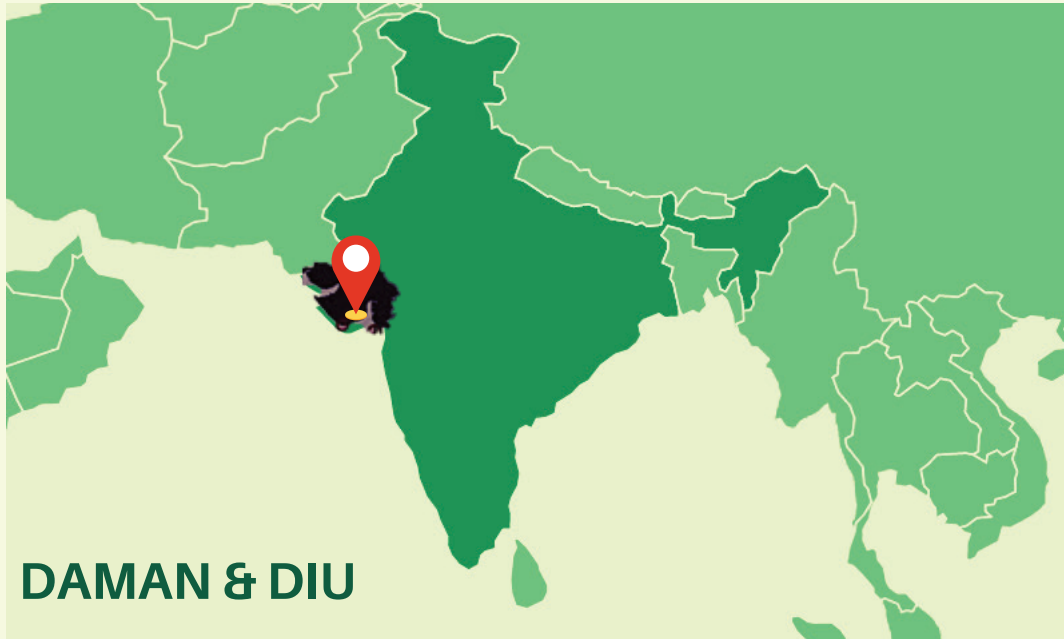
No. of programmes conducted through TV



0

No. of programmes conducted through any other
social media tools including You Tube.

NR^ Not Ranked



Population

243,249



Per Capita

157,238



Rural

60,396




Urban

182,851




Human Development Index

0.700



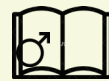
Gender Development Index

0.677




IJR Legal Aid Ranking

NR^



Male Literacy Rate

91.54%



Female Literacy Rate

79.55%



Assistance to victims of domestic violence



No. of cases relating to incidents of domestic violence received by LSIs

01



No. of cases resolved through either counselling or mediation

0



0

No. of grievances related to denial of wages/salaries received by LSIs



0

No. of petitions filed in courts through legal aid lawyers under the Domestic Violence Act



Help to stranded people/migrants/Senior citizens



0

No. of cases in which assistance was provided to migrants in coordination with District Administration in terms of transit, food etc.



0

No. of people assisted with regard to shelter problem/ lack of money



0

No. of people assisted cases vis-à-vis travelling to their home states or districts



0

No. of senior citizens helped



Arrested persons/Prisoners:



0

No. of persons provided legal representation at remand stage



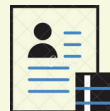
0

No. of Undertrials represented during trial through legal assistance



0

No. of bail applications filed of such persons at remand stage



0

No. of bail applications filed for undertrials



0

No of such bail applications allowed



No. of convicts provided legal assistance in
(i) Filing of Appeals

0

(ii) Parole/Furlough

0



Functioning of Legal Aid Helpline Number



Total calls received **0**

No. of persons
provided legal advice **0**

Legal aid and assistance provided through the
National Legal Aid Helpline Number 15100



Total calls received **0**

No. of persons
provided legal advice **0**

Legal aid and assistance provided through
State/ District helpline numbers



Use of webinars and Social Media Tools (Month wise)



0

No. of programmes related to legal aid conducted
through webinars:



0

No. of programmes conducted through Radio
including Community Radios.



0

No. of programmes conducted through TV



0

No. of programmes conducted through any other
social media tools including You Tube.

NR^ - Not Ranked



Population

1.9 crore



Per Capita

365,529



Rural

419,042



Urban

16,368,899



Human Development Index

0.740



Gender Development Index

0.727




IJR Legal Aid Ranking

NR^



Male Literacy Rate

90.94%



Female Literacy Rate

80.76%



Assistance to victims of domestic violence



No. of cases relating to incidents of domestic violence received by LSIs

556



No. of cases resolved through either counselling or mediation

11

**04**

No. of grievances related to denial of wages/salaries received by LSIs

**23**

No. of petitions filed in courts through legal aid lawyers under the Domestic Violence Act



Help to stranded people/migrants/Senior citizens

**289,343**

No. of cases in which assistance was provided to migrants in coordination with District Administration in terms of transit, food etc.

**264**

No. of people assisted with regard to shelter problem/ lack of money

**6,419**

No. of people assisted cases vis-à-vis travelling to their home states or districts

**210**

No. of senior citizens helped



Arrested persons/Prisoners:

**2,633**

No. of persons provided legal representation at remand stage

**2,260**

No. of Undertrials represented during trial through legal assistance

**1,612**

No. of bail applications filed of such persons at remand stage

**2,113**

No. of bail applications filed for undertrials

**607**

No of such bail applications allowed



No. of convicts provided legal assistance in
(i) Filing of Appeals

33

(ii) Parole/Furlough

1,129



Functioning of Legal Aid Helpline Number



Total calls received **146**

No. of persons
provided legal advice **145**

Legal aid and assistance provided through the
National Legal Aid Helpline Number 15100



Total calls received **4,242**

No. of persons
provided legal advice **4,230**

Legal aid and assistance provided through
State/ District helpline numbers



Use of webinars and Social Media Tools (Month wise)



13

No. of programmes related to legal aid conducted
through webinars:



01

No. of programmes conducted through Radio
including Community Radios.



07

No. of programmes conducted through TV



139

No. of programmes conducted through any other
social media tools including You Tube.

NR^ - Not Ranked



Population

4.97 crore



Per Capita

164,025



Rural

56,361,702



Urban

28,219,075




Human Development Index

0.585



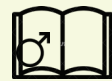
Gender Development Index

0.574




IJR Legal Aid Ranking

01#



Male Literacy Rate

73.4%



Female Literacy Rate

59.5%



Assistance to victims of domestic violence



No. of cases relating to incidents of domestic violence received by LSIs

03



No. of cases resolved through either counselling or mediation

0



07

No. of grievances related to denial of wages/salaries received by LSIs



0

No. of petitions filed in courts through legal aid lawyers under the Domestic Violence Act



Help to stranded people/migrants/Senior citizens



3,035

No. of cases in which assistance was provided to migrants in coordination with District Administration in terms of transit, food etc.



4,229

No. of people assisted with regard to shelter problem/ lack of money



3,405

No. of people assisted cases vis-à-vis travelling to their home states or districts



99

No. of senior citizens helped



Arrested persons/Prisoners:



24

No. of persons provided legal representation at remand stage



21

No. of Undertrials represented during trial through legal assistance



09

No. of bail applications filed of such persons at remand stage



05

No. of bail applications filed for undertrials



04

No of such bail applications allowed



No. of convicts provided legal assistance in
(i) Filing of Appeals

06

(ii) Parole/Furlough

0



Functioning of Legal Aid Helpline Number



Total calls received **0**

No. of persons
provided legal advice **0**

Legal aid and assistance provided through the
National Legal Aid Helpline Number 15100



Total calls received **0**

No. of persons
provided legal advice **0**

Legal aid and assistance provided through
State/ District helpline numbers



Use of webinars and Social Media Tools (Month wise)



0

No. of programmes related to legal aid conducted
through webinars:



0

No. of programmes conducted through Radio
including Community Radios.



0

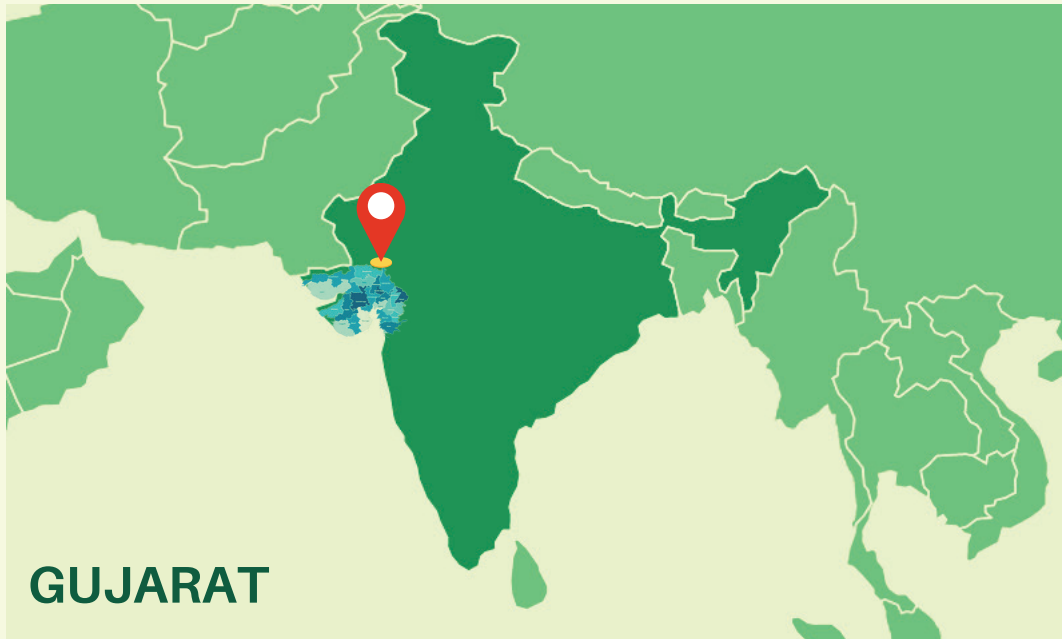
No. of programmes conducted through TV



04

No. of programmes conducted through any other
social media tools including You Tube.

corresponds to small states



Population

4.97 crore



Per Capita

164,025



Rural

56,361,702



Urban

28,219,075



Human Development Index

0.585



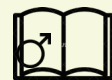
Gender Development Index

0.574




IJR Legal Aid Ranking

06*



Male Literacy Rate

73.4%



Female Literacy Rate

59.5%



Assistance to victims of domestic violence



No. of cases relating to incidents of domestic violence received by LSIs

212



No. of cases resolved through either counselling or mediation

114

**12**

No. of grievances related to denial of wages/salaries received by LSIs

**1**

No. of petitions filed in courts through legal aid lawyers under the Domestic Violence Act



Help to stranded people/migrants/Senior citizens

**92,007**

No. of cases in which assistance was provided to migrants in coordination with District Administration in terms of transit, food etc.

**1,884**

No. of people assisted with regard to shelter problem/ lack of money

**12,271**

No. of people assisted cases vis-à-vis travelling to their home states or districts

**640**

No. of senior citizens helped



Arrested persons/Prisoners:

**178**

No. of persons provided legal representation at remand stage

**1,317**

No. of Undertrials represented during trial through legal assistance

**76**

No. of bail applications filed of such persons at remand stage

**1,317**

No. of bail applications filed for undertrials

**28**

No of such bail applications allowed



No. of convicts provided legal assistance in
(i) Filing of Appeals

90

(ii) Parole/Furlough

1,569



Functioning of Legal Aid Helpline Number



Total calls received

0

No. of persons
provided legal advice

0

Legal aid and assistance provided through the
National Legal Aid Helpline Number 15100



Total calls received

429

No. of persons
provided legal advice

429

Legal aid and assistance provided through
State/ District helpline numbers



Use of webinars and Social Media Tools (Month wise)



04

No. of programmes related to legal aid conducted
through webinars:



03

No. of programmes conducted through Radio
including Community Radios.



07

No. of programmes conducted through TV



04

No. of programmes conducted through any other
social media tools including You Tube.

- corresponds to large and mid-sized states



Population

4.97 crore



Per Capita

164,025



Rural

56,361,702



Human Development Index

0.585




Urban

28,219,075



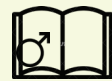
Gender Development Index

0.574




IJR Legal Aid Ranking

02*



Male Literacy Rate

73.4%



Female Literacy Rate

59.5%



Assistance to victims of domestic violence



No. of cases relating to incidents of domestic violence received by LSIs

174



No. of cases resolved through either counselling or mediation

11



298

No. of grievances related to denial of wages/salaries received by LSIs



05

No. of petitions filed in courts through legal aid lawyers under the Domestic Violence Act



Help to stranded people/migrants/Senior citizens



326,183

No. of cases in which assistance was provided to migrants in coordination with District Administration in terms of transit, food etc.



8,121

No. of people assisted with regard to shelter problem/ lack of money



20,103

No. of people assisted cases vis-à-vis travelling to their home states or districts



1,100

No. of senior citizens helped



Arrested persons/Prisoners:



1,123

No. of persons provided legal representation at remand stage



648

No. of Undertrials represented during trial through legal assistance



184

No. of bail applications filed of such persons at remand stage



1,728

No. of bail applications filed for undertrials



140

No of such bail applications allowed



No. of convicts provided legal assistance in
(i) Filing of Appeals

21

(ii) Parole/Furlough

1,295



Functioning of Legal Aid Helpline Number



Total calls received **09**

No. of persons
provided legal advice **09**

Legal aid and assistance provided through the
National Legal Aid Helpline Number 15100



Total calls received **1,501**

No. of persons
provided legal advice **1,501**

Legal aid and assistance provided through
State/ District helpline numbers



Use of webinars and Social Media Tools (Month wise)



14

No. of programmes related to legal aid conducted
through webinars:



10

No. of programmes conducted through Radio
including Community Radios.



02

No. of programmes conducted through TV



1,944

No. of programmes conducted through any other
social media tools including You Tube.

- corresponds to large and mid-sized states



Population

4.97 crore



Per Capita

164,025



Rural

56,361,702



Human Development Index

0.585



Urban

28,219,075



Gender Development Index

0.574




IJR Legal Aid Ranking

03#



Male Literacy Rate

73.4%



Female Literacy Rate

59.5%



Assistance to victims of domestic violence



No. of cases relating to incidents of domestic violence received by LSIs

45



No. of cases resolved through either counselling or mediation

10



75

No. of grievances related to denial of wages/salaries received by LSIs



22

No. of petitions filed in courts through legal aid lawyers under the Domestic Violence Act



Help to stranded people/migrants/Senior citizens



2,656

No. of cases in which assistance was provided to migrants in coordination with District Administration in terms of transit, food etc.



244

No. of people assisted with regard to shelter problem/ lack of money



3,169

No. of people assisted cases vis-à-vis travelling to their home states or districts



04

No. of senior citizens helped



Arrested persons/Prisoners:



155

No. of persons provided legal representation at remand stage



40

No. of Undertrials represented during trial through legal assistance



30

No. of bail applications filed of such persons at remand stage



13

No. of bail applications filed for undertrials



18

No of such bail applications allowed



No. of convicts provided legal assistance in
(i) Filing of Appeals

02

(ii) Parole/Furlough

19



Functioning of Legal Aid Helpline Number



Total calls received **4,083**

No. of persons
provided legal advice **4,083**

Legal aid and assistance provided through the
National Legal Aid Helpline Number 15100



Total calls received **2,264**

No. of persons
provided legal advice **2,264**

Legal aid and assistance provided through
State/ District helpline numbers



Use of webinars and Social Media Tools (Month wise)



05

No. of programmes related to legal aid conducted
through webinars:



04

No. of programmes conducted through Radio
including Community Radios.



02

No. of programmes conducted through TV



39

No. of programmes conducted through any other
social media tools including You Tube.

corresponds to small states



Population

4.97 crore



Per Capita

164,025



Rural

56,361,702



Urban

28,219,075



Human Development Index

0.585



Gender Development Index

0.574




IJR Legal Aid Ranking

NR^



Male Literacy Rate

73.4%



Female Literacy Rate

59.5%



Assistance to victims of domestic violence



No. of cases relating to incidents of domestic violence received by LSIs

106



No. of cases resolved through either counselling or mediation

14



138

No. of grievances related to denial of wages/salaries received by LSIs



79

No. of petitions filed in courts through legal aid lawyers under the Domestic Violence Act



Help to stranded people/migrants/Senior citizens



42,129

No. of cases in which assistance was provided to migrants in coordination with District Administration in terms of transit, food etc.



1,590

No. of people assisted with regard to shelter problem/ lack of money



21,376

No. of people assisted cases vis-à-vis travelling to their home states or districts



3,028

No. of senior citizens helped



Arrested persons/Prisoners:



260

No. of persons provided legal representation at remand stage



202

No. of Undertrials represented during trial through legal assistance



31

No. of bail applications filed of such persons at remand stage



231

No. of bail applications filed for undertrials



51

No of such bail applications allowed



No. of convicts provided legal assistance in
(i) Filing of Appeals

29

(ii) Parole/Furlough

0



Functioning of Legal Aid Helpline Number



Total calls received **153**

No. of persons
provided legal advice **86**

Legal aid and assistance provided through the
National Legal Aid Helpline Number 15100



Total calls received **28,296**

No. of persons
provided legal advice **27,836**

Legal aid and assistance provided through
State/ District helpline numbers



Use of webinars and Social Media Tools (Month wise)



37

No. of programmes related to legal aid conducted
through webinars:



01

No. of programmes conducted through Radio
including Community Radios.



0

No. of programmes conducted through TV



33

No. of programmes conducted through any other
social media tools including You Tube.

NR^ - Not Ranked



Population

4.97 crore



Per Capita

164,025



Rural

56,361,702



Urban

28,219,075



Human Development Index

0.585



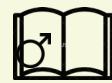
Gender Development Index

0.574



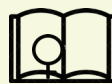
IJR Legal Aid Ranking

14*



Male Literacy Rate

73.4%



Female Literacy Rate

59.5%



Assistance to victims of domestic violence



No. of cases relating to incidents of domestic violence received by LSIs

12



No. of cases resolved through either counselling or mediation

13

**03**

No. of grievances related to denial of wages/salaries received by LSIs

**05**

No. of petitions filed in courts through legal aid lawyers under the Domestic Violence Act



Help to stranded people/migrants/Senior citizens

**153,299**

No. of cases in which assistance was provided to migrants in coordination with District Administration in terms of transit, food etc.

**4,744**

No. of people assisted with regard to shelter problem/ lack of money

**5,791**

No. of people assisted cases vis-à-vis travelling to their home states or districts

**2,507**

No. of senior citizens helped



Arrested persons/Prisoners:

**977**

No. of persons provided legal representation at remand stage

**1,300**

No. of Undertrials represented during trial through legal assistance

**40**

No. of bail applications filed of such persons at remand stage

**1,639**

No. of bail applications filed for undertrials

**17**

No of such bail applications allowed



No. of convicts provided legal assistance in
(i) Filing of Appeals

39

(ii) Parole/Furlough

25



Functioning of Legal Aid Helpline Number



Total calls received

0

No. of persons
provided legal advice

0

Legal aid and assistance provided through the
National Legal Aid Helpline Number 15100



Total calls received

576,831

No. of persons
provided legal advice

576,831

Legal aid and assistance provided through
State/ District helpline numbers



Use of webinars and Social Media Tools (Month wise)



06

No. of programmes related to legal aid conducted
through webinars:



06

No. of programmes conducted through Radio
including Community Radios.



0

No. of programmes conducted through TV



28

No. of programmes conducted through any other
social media tools including You Tube.

- corresponds to large and mid-sized states



Population

4.97 crore



Per Capita

164,025



Rural

56,361,702



Human Development Index

0.585



Urban

28,219,075




Gender Development Index

0.574




IJR Legal Aid Ranking

07*



Male Literacy Rate

73.4%



Female Literacy Rate

59.5%



Assistance to victims of domestic violence



No. of cases relating to incidents of domestic violence received by LSIs

39



No. of cases resolved through either counselling or mediation

17



32

No. of grievances related to denial of wages/salaries received by LSIs



18

No. of petitions filed in courts through legal aid lawyers under the Domestic Violence Act



Help to stranded people/migrants/Senior citizens



32,820

No. of cases in which assistance was provided to migrants in coordination with District Administration in terms of transit, food etc.



6,414

No. of people assisted with regard to shelter problem/ lack of money



2,210

No. of people assisted cases vis-à-vis travelling to their home states or districts



135

No. of senior citizens helped



Arrested persons/Prisoners:



61

No. of persons provided legal representation at remand stage



343

No. of Undertrials represented during trial through legal assistance



78

No. of bail applications filed of such persons at remand stage



439

No. of bail applications filed for undertrials



77

No of such bail applications allowed



No. of convicts provided legal assistance in
(i) Filing of Appeals

31

(ii) Parole/Furlough

43



Functioning of Legal Aid Helpline Number



Total calls received **1,757**

No. of persons provided legal advice **1,757**

Legal aid and assistance provided through the National Legal Aid Helpline Number 15100



Total calls received **240**

No. of persons provided legal advice **240**

Legal aid and assistance provided through State/ District helpline numbers



Use of webinars and Social Media Tools (Month wise)



0

No. of programmes related to legal aid conducted through webinars:



0

No. of programmes conducted through Radio including Community Radios.



10

No. of programmes conducted through TV



50

No. of programmes conducted through any other social media tools including You Tube.

Notable Initiatives of Legal Service Institutions

An undertrial who is later found to be HIV positive was taken for treatment to the hospital. None takes interest in securing his release; neither his relatives nor his spouse. He is granted bail but upon furnishing surety. Due to the active involvement of the DLSA and Member Secretary, his relatives are convinced that support needs to be forwarded. Medical support is also facilitated through the civil hospital in case any need arises.

- corresponds to large and mid-sized states



Population

3.48 crore



Per Capita

148,000



Rural

17,471,135



Urban

17,471,135



Human Development Index

0.764



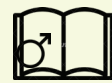
Gender Development Index

0.745



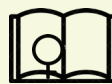
IJR Legal Aid Ranking

01*



Male Literacy Rate

97.4%



Female Literacy Rate

95.2%



Assistance to victims of domestic violence



No. of cases relating to incidents of domestic violence received by LSIs

125



No. of cases resolved through either counselling or mediation

31



24

No. of grievances related to denial of wages/salaries received by LSIs



42

No. of petitions filed in courts through legal aid lawyers under the Domestic Violence Act



Help to stranded people/migrants/Senior citizens



15,048

No. of cases in which assistance was provided to migrants in coordination with District Administration in terms of transit, food etc.



574

No. of people assisted with regard to shelter problem/ lack of money



6,674

No. of people assisted cases vis-à-vis travelling to their home states or districts



373

No. of senior citizens helped



Arrested persons/Prisoners:



230

No. of persons provided legal representation at remand stage



114

No. of Undertrials represented during trial through legal assistance



116

No. of bail applications filed of such persons at remand stage



35

No. of bail applications filed for undertrials



66

No of such bail applications allowed



No. of convicts provided legal assistance in
(i) Filing of Appeals

4

(ii) Parole/Furlough



Functioning of Legal Aid Helpline Number



Total calls received

12

No. of persons
provided legal advice

12

Legal aid and assistance provided through the
National Legal Aid Helpline Number 15100



Total calls received

370

No. of persons
provided legal advice

370

Legal aid and assistance provided through
State/ District helpline numbers



Use of webinars and Social Media Tools (Month wise)



03

No. of programmes related to legal aid conducted
through webinars:



01

No. of programmes conducted through Radio
including Community Radios.



0

No. of programmes conducted through TV



08

No. of programmes conducted through any other
social media tools including You Tube.



***corresponds to large and mid-sized states**



Population

64,429



Per Capita

41,112



Rural

14,141



Urban

50,332



Human Development Index

0.697



Gender Development Index

0.635




IJR Legal Aid Ranking

NR^



Male Literacy Rate

95.56%



Female Literacy Rate

87.95%



Assistance to victims of domestic violence



No. of cases relating to incidents of domestic violence received by LSIs

0



No. of cases resolved through either counselling or mediation

0



No. of grievances related to denial of wages/salaries received by LSIs



0

No. of petitions filed in courts through legal aid lawyers under the Domestic Violence Act



Help to stranded people/migrants/Senior citizens



No. of cases in which assistance was provided to migrants in coordination with District Administration in terms of transit, food etc.



No. of people assisted with regard to shelter problem/ lack of money



No. of people assisted cases vis-à-vis travelling to their home states or districts



No. of senior citizens helped



Arrested persons/Prisoners:



No. of persons provided legal representation at remand stage



No. of Undertrials represented during trial through legal assistance



No. of bail applications filed of such persons at remand stage



No. of bail applications filed for undertrials



No of such bail applications allowed



No. of convicts provided legal assistance in
(i) Filing of Appeals

(ii) Parole/Furlough



Functioning of Legal Aid Helpline Number



Total calls received

No. of persons
provided legal advice

Legal aid and assistance provided through the
National Legal Aid Helpline Number 15100



Total calls received

No. of persons
provided legal advice

Legal aid and assistance provided through
State/ District helpline numbers



Use of webinars and Social Media Tools (Month wise)



No. of programmes related to legal aid conducted
through webinars:



No. of programmes conducted through Radio
including Community Radios.



No. of programmes conducted through TV



No. of programmes conducted through any other
social media tools including You Tube.

NR^ - Not Ranked



Population

4.97 crore



Per Capita

164,025



Rural

56,361,702



Urban

28,219,075



Human Development Index

0.585



Gender Development Index

0.574



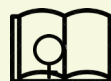
IJR Legal Aid Ranking

09*



Male Literacy Rate

73.4%



Female Literacy Rate

59.5%



Assistance to victims of domestic violence



No. of cases relating to incidents of domestic violence received by LSIs

213



No. of cases resolved through either counselling or mediation

28



123

No. of grievances related to denial of wages/salaries received by LSIs



84

No. of petitions filed in courts through legal aid lawyers under the Domestic Violence Act



Help to stranded people/migrants/Senior citizens



223,761

No. of cases in which assistance was provided to migrants in coordination with District Administration in terms of transit, food etc.



6,332

No. of people assisted with regard to shelter problem/ lack of money



105,487

No. of people assisted cases vis-à-vis travelling to their home states or districts



38,855

No. of senior citizens helped



Arrested persons/Prisoners:



218

No. of persons provided legal representation at remand stage



3,874

No. of Undertrials represented during trial through legal assistance



141

No. of bail applications filed of such persons at remand stage



2,105

No. of bail applications filed for undertrials



110

No of such bail applications allowed



No. of convicts provided legal assistance in
(i) Filing of Appeals

22

(ii) Parole/Furlough

1,305



Functioning of Legal Aid Helpline Number



Total calls received **514**

No. of persons
provided legal advice **125**

Legal aid and assistance provided through the
National Legal Aid Helpline Number 15100



Total calls received **198**

No. of persons
provided legal advice **78**

Legal aid and assistance provided through
State/ District helpline numbers



Use of webinars and Social Media Tools (Month wise)



119

No. of programmes related to legal aid conducted
through webinars:



03

No. of programmes conducted through Radio
including Community Radios.



13

No. of programmes conducted through TV



54

No. of programmes conducted through any other
social media tools including You Tube.

- corresponds to large and mid-sized states



Population

123 million



Per Capita

164,025



Rural

56,361,702



Urban

28,219,075



Human Development Index

0.585



Gender Development Index

0.574




IJR Legal Aid Ranking

05*



Male Literacy Rate

73.4%



Female Literacy Rate

59.5%



Assistance to Victims of Domestic Violence



No. of cases relating to incidents of domestic violence received by LSIs

142



No. of cases resolved through either counselling or mediation

28

**78**

No. of grievances related to denial of wages/salaries received by LSIs

**34**

No. of petitions filed in courts through legal aid lawyers under the Domestic Violence Act



Help to stranded people/migrants/Senior citizens

**3,690,620**

No. of cases in which assistance was provided to migrants in-coordination with District Administration in terms of transit, food etc.

**15,359**

No. of people assisted with regard to shelter problem/ lack of money

**9,660**

No. of people assisted cases vis-à-vis travelling to their home states or districts

**1,518**

No. of senior citizens helped



Arrested persons/Prisoners:

**1,038**

No. of persons provided legal representation at remand stage

**1,154**

No. of Undertrials represented during trial through legal assistance

**809**

No. of bail applications filed of such persons at remand stage

**12,553**

No. of bail applications filed for undertrials

**465**

No of such bail applications allowed



No. of convicts provided legal assistance in
(i) Filing of Appeals

02

(ii) Parole/Furlough

0




Functioning of Legal Aid Helpline Number



Total calls received **0**

No. of persons provided legal advice **0**

Legal aid and assistance provided through the National Legal Aid Helpline Number 15100



Total calls received **169**

No. of persons provided legal advice **163**

Legal aid and assistance provided through State/ District helpline numbers



Use of Webinars and Social Media Tools



0

No. of programmes related to legal aid conducted through webinars



07

No. of programmes conducted through Radio including Community Radios



02

No. of programmes conducted through TV



06

No. of programmes conducted through any other social media tools including You Tube

Notable Initiatives of Legal Service Institutions

District Legal Services Authority, Jalgaon played an important role in coordinating with both the Courts & Jail Authorities to make adequate arrangements for undertrials to reach their homes in view of the threat posed due to the virus. In addition, the teams of Panel Lawyers & PLVs helped inmates in filing fresh temporary bail applications and tracing older applications & its status in Courts.

- corresponds to large and mid-sized states



Population

4.97 crore



Per Capita

164,025



Rural

56,361,702



Urban

28,219,075



Human Development Index

0.585



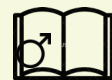
Gender Development Index

0.574




IJR Legal Aid Ranking

NR^



Male Literacy Rate

73.4%



Female Literacy Rate

59.5%



Assistance to victims of domestic violence



No. of cases relating to incidents of domestic violence received by LSIs

26



No. of cases resolved through either counselling or mediation

20



0

No. of grievances related to denial of wages/salaries received by LSIs



02

No. of petitions filed in courts through legal aid lawyers under the Domestic Violence Act



Help to stranded people/migrants/Senior citizens



22,654

No. of cases in which assistance was provided to migrants in coordination with District Administration in terms of transit, food etc.



3,290

No. of people assisted with regard to shelter problem/ lack of money



547

No. of people assisted cases vis-à-vis travelling to their home states or districts



1,098

No. of senior citizens helped



Arrested persons/Prisoners:



149

No. of persons provided legal representation at remand stage



57

No. of Undertrials represented during trial through legal assistance



85

No. of bail applications filed of such persons at remand stage



42

No. of bail applications filed for undertrials



61

No of such bail applications allowed



No. of convicts provided legal assistance in
(i) Filing of Appeals

0

(ii) Parole/Furlough

0



Functioning of Legal Aid Helpline Number



Total calls received

0

No. of persons
provided legal advice

0

Legal aid and assistance provided through the
National Legal Aid Helpline Number 15100



Total calls received

50

No. of persons
provided legal advice

38

Legal aid and assistance provided through
State/ District helpline numbers



Use of webinars and Social Media Tools (Month wise)



0

No. of programmes related to legal aid conducted
through webinars:



01

No. of programmes conducted through Radio
including Community Radios.



10

No. of programmes conducted through TV



10

No. of programmes conducted through any other
social media tools including You Tube.

Notable Initiatives of Legal Service Institutions

Remand lawyer had filed for a bail application on behalf of an undertrial which was allowed. As he belonged to another district and during the lockdown public transport was not available, the concerned legal aid counsel personally arranged a vehicle and accompanied him from Sajiwa prison to his home.

NR^ Not Ranked



Population

4.97 crore



Per Capita

164,025



Rural

56,361,702



Urban

28,219,075



Human Development Index

0.585



Gender Development Index

0.574




IJR Legal Aid Ranking

06#



Male Literacy Rate

73.4%



Female Literacy Rate

59.5%



Assistance to victims of domestic violence



No. of cases relating to incidents of domestic violence received by LSIs

05



No. of cases resolved through either counselling or mediation

0



0

No. of grievances related to denial of wages/salaries received by LSIs



0

No. of petitions filed in courts through legal aid lawyers under the Domestic Violence Act



Help to stranded people/migrants/Senior citizens



3,528

No. of cases in which assistance was provided to migrants in coordination with District Administration in terms of transit, food etc.



35

No. of people assisted with regard to shelter problem/ lack of money



12

No. of people assisted cases vis-à-vis travelling to their home states or districts



0

No. of senior citizens helped



Arrested persons/Prisoners:



21

No. of persons provided legal representation at remand stage



42

No. of Undertrials represented during trial through legal assistance



04

No. of bail applications filed of such persons at remand stage



155

No. of bail applications filed for undertrials



02

No of such bail applications allowed



No. of convicts provided legal assistance in
(i) Filing of Appeals

03

(ii) Parole/Furlough

02



Functioning of Legal Aid Helpline Number



Total calls received **22**

No. of persons
provided legal advice **22**

Legal aid and assistance provided through the
National Legal Aid Helpline Number 15100



Total calls received **26**

No. of persons
provided legal advice **26**

Legal aid and assistance provided through
State/ District helpline numbers



Use of webinars and Social Media Tools (Month wise)



0

No. of programmes related to legal aid conducted
through webinars:



0

No. of programmes conducted through Radio
including Community Radios.



0

No. of programmes conducted through TV



0

No. of programmes conducted through any other
social media tools including You Tube.

corresponds to small states



Population

4.97 crore



Per Capita

164,025



Rural

56,361,702



Urban

28,219,075



Human Development Index

0.585



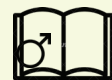
Gender Development Index

0.574




IJR Legal Aid Ranking

02#



Male Literacy Rate

73.4%



Female Literacy Rate

59.5%



Assistance to victims of domestic violence



No. of cases relating to incidents of domestic violence received by LSIs

15



No. of cases resolved through either counselling or mediation

10



0

No. of grievances related to denial of wages/salaries received by LSIs



05

No. of petitions filed in courts through legal aid lawyers under the Domestic Violence Act



Help to stranded people/migrants/Senior citizens



0

No. of cases in which assistance was provided to migrants in coordination with District Administration in terms of transit, food etc.



04

No. of people assisted with regard to shelter problem/ lack of money



02

No. of people assisted cases vis-à-vis travelling to their home states or districts



0

No. of senior citizens helped



Arrested persons/Prisoners:



108

No. of persons provided legal representation at remand stage



132

No. of Undertrials represented during trial through legal assistance



36

No. of bail applications filed of such persons at remand stage



124

No. of bail applications filed for undertrials



32

No of such bail applications allowed



No. of convicts provided legal assistance in
(i) Filing of Appeals

16

(ii) Parole/Furlough

0



Functioning of Legal Aid Helpline Number



Total calls received **0**

No. of persons
provided legal advice **0**

Legal aid and assistance provided through the
National Legal Aid Helpline Number 15100



Total calls received **0**

No. of persons
provided legal advice **0**

Legal aid and assistance provided through
State/ District helpline numbers



Use of webinars and Social Media Tools (Month wise)



0

No. of programmes related to legal aid conducted
through webinars:



0

No. of programmes conducted through Radio
including Community Radios.



0

No. of programmes conducted through TV



0

No. of programmes conducted through any other
social media tools including You Tube.

corresponds to small states



Population

4.97 crore



Per Capita

164,025



Rural

56,361,702



Urban

28,219,075



Human Development Index

0.585



Gender Development Index

0.574




IJR Legal Aid Ranking

NR^



Male Literacy Rate

73.4%



Female Literacy Rate

59.5%



Assistance to victims of domestic violence



No. of cases relating to incidents of domestic violence received by LSIs

07



No. of cases resolved through either counselling or mediation

03



0

No. of grievances related to denial of wages/salaries received by LSIs



01

No. of petitions filed in courts through legal aid lawyers under the Domestic Violence Act



Help to stranded people/migrants/Senior citizens



71

No. of cases in which assistance was provided to migrants in coordination with District Administration in terms of transit, food etc.



39

No. of people assisted with regard to shelter problem/ lack of money



73

No. of people assisted cases vis-à-vis travelling to their home states or districts



167

No. of senior citizens helped



Arrested persons/Prisoners:



32

No. of persons provided legal representation at remand stage



54

No. of Undertrials represented during trial through legal assistance



21

No. of bail applications filed of such persons at remand stage



16

No. of bail applications filed for undertrials



20

No of such bail applications allowed



No. of convicts provided legal assistance in
(i) Filing of Appeals

0

(ii) Parole/Furlough

0



Functioning of Legal Aid Helpline Number



Total calls received **0**

No. of persons
provided legal advice **0**

Legal aid and assistance provided through the
National Legal Aid Helpline Number 15100



Total calls received **07**

No. of persons
provided legal advice **07**

Legal aid and assistance provided through
State/ District helpline numbers



Use of webinars and Social Media Tools (Month wise)



02

No. of programmes related to legal aid conducted
through webinars:



0

No. of programmes conducted through Radio
including Community Radios.



0

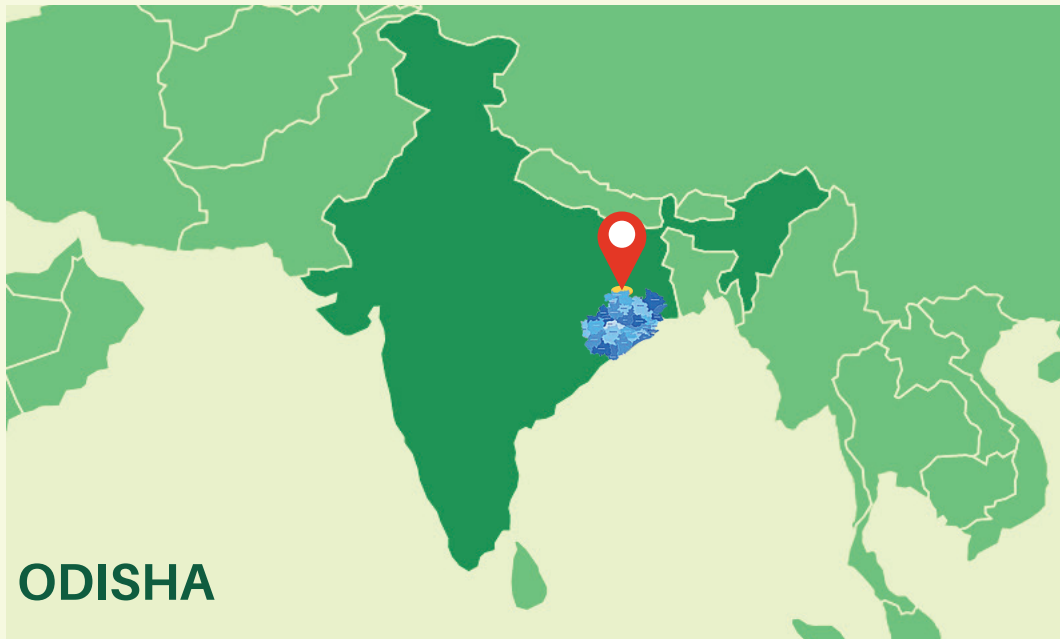
No. of programmes conducted through TV



01

No. of programmes conducted through any other
social media tools including You Tube.

NR^ Not Ranked



Population

4.37 crore



Per Capita

93,352



Rural

34,970,562



Urban

70,03,656



Human Development Index

0.537



Gender Development Index

0.524




IJR Legal Aid Ranking

15*



Male Literacy Rate

79.6%



Female Literacy Rate

60.7%



Assistance to victims of domestic violence



No. of cases relating to incidents of domestic violence received by LSIs

57



No. of cases resolved through either counselling or mediation

05



11

No. of grievances related to denial of wages/salaries received by LSIs



07

No. of petitions filed in courts through legal aid lawyers under the Domestic Violence Act



Help to stranded people/migrants/Senior citizens



45,757

No. of cases in which assistance was provided to migrants in coordination with District Administration in terms of transit, food etc.



5,507

No. of people assisted with regard to shelter problem/ lack of money



6,596

No. of people assisted cases vis-à-vis travelling to their home states or districts



40

No. of senior citizens helped



Arrested persons/Prisoners:



960

No. of persons provided legal representation at remand stage



267

No. of Undertrials represented during trial through legal assistance



836

No. of bail applications filed of such persons at remand stage



261

No. of bail applications filed for undertrials



404

No of such bail applications allowed



No. of convicts provided legal assistance in
(i) Filing of Appeals

04

(ii) Parole/Furlough

61



Functioning of Legal Aid Helpline Number



Total calls received **0**

No. of persons
provided legal advice **0**

Legal aid and assistance provided through the
National Legal Aid Helpline Number 15100



Total calls received **70**

No. of persons
provided legal advice **66**

Legal aid and assistance provided through
State/ District helpline numbers



Use of webinars and Social Media Tools (Month wise)



25

No. of programmes related to legal aid conducted
through webinars:



10

No. of programmes conducted through Radio
including Community Radios.



02

No. of programmes conducted through TV



02

No. of programmes conducted through any other
social media tools including You Tube.

***corresponds to large and mid-sized states**



Population

2.42 Lakhs



Per Capita

220,461



Rural

395,200



Human Development Index

0.725



Urban

852,753



Gender Development Index

0.706




IJR Legal Aid Ranking

NR^



Male Literacy Rate

91.26%



Female Literacy Rate

80.67%



Assistance to victims of domestic violence



No. of cases relating to incidents of domestic violence received by LSIs

02



No. of cases resolved through either counselling or mediation

0



05

No. of grievances related to denial of wages/salaries received by LSIs



0

No. of petitions filed in courts through legal aid lawyers under the Domestic Violence Act



Help to stranded people/migrants/Senior citizens



613

No. of cases in which assistance was provided to migrants in coordination with District Administration in terms of transit, food etc.



02

No. of people assisted with regard to shelter problem/ lack of money



113

No. of people assisted cases vis-à-vis travelling to their home states or districts



04

No. of senior citizens helped



Arrested persons/Prisoners:



01

No. of persons provided legal representation at remand stage



0

No. of Undertrials represented during trial through legal assistance



01

No. of bail applications filed of such persons at remand stage



01

No. of bail applications filed for undertrials



0

No of such bail applications allowed



No. of convicts provided legal assistance in
(i) Filing of Appeals

0

(ii) Parole/Furlough

0



Functioning of Legal Aid Helpline Number



Total calls received **0**

No. of persons
provided legal advice **0**

Legal aid and assistance provided through the
National Legal Aid Helpline Number 15100



Total calls received **19**

No. of persons
provided legal advice **03**

Legal aid and assistance provided through
State/ District helpline numbers



Use of webinars and Social Media Tools (Month wise)



01

No. of programmes related to legal aid conducted
through webinars:



0

No. of programmes conducted through Radio
including Community Radios.



0

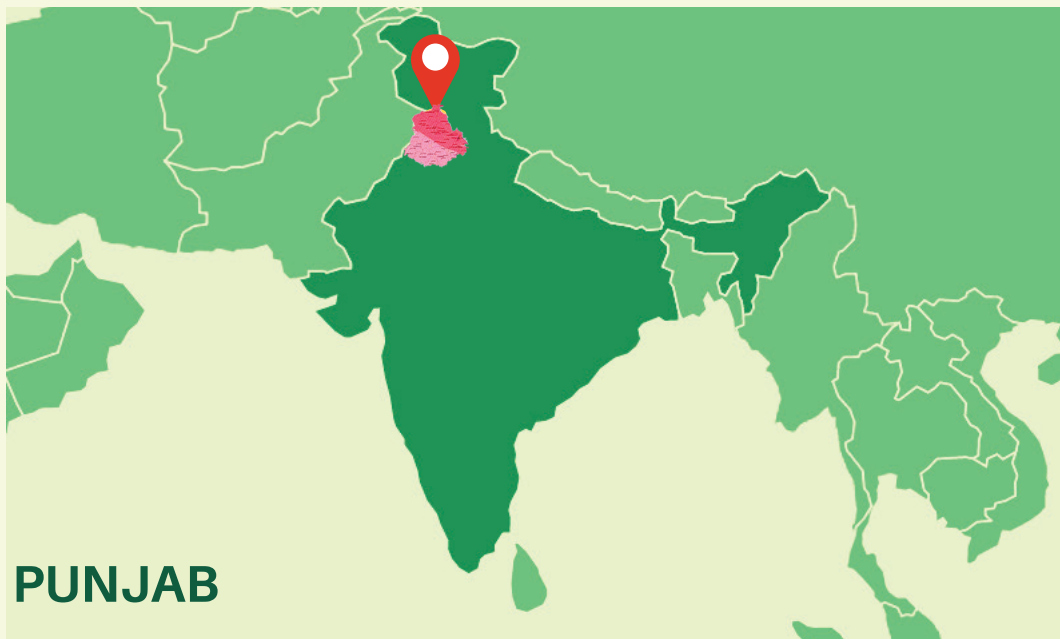
No. of programmes conducted through TV



0

No. of programmes conducted through any other
social media tools including You Tube.

NR^ - Not Ranked



Population

2.8 crore



Per Capita

154,598



Rural

17,344,192



Urban

10,399,146



Human Development Index

0.668



Gender Development Index

0.663




IJR Legal Aid Ranking

03*



Male Literacy Rate

80.40%



Female Literacy Rate

70%



Assistance to victims of domestic violence



No. of cases relating to incidents of domestic violence received by LSIs

141



No. of cases resolved through either counselling or mediation

67



08

No. of grievances related to denial of wages/salaries received by LSIs



50

No. of petitions filed in courts through legal aid lawyers under the Domestic Violence Act



Help to stranded people/migrants/Senior citizens



11,225

No. of cases in which assistance was provided to migrants in coordination with District Administration in terms of transit, food etc.



71

No. of people assisted with regard to shelter problem/ lack of money



4,413

No. of people assisted cases vis-à-vis travelling to their home states or districts



455

No. of senior citizens helped



Arrested persons/Prisoners:



672

No. of persons provided legal representation at remand stage



590

No. of Undertrials represented during trial through legal assistance



325

No. of bail applications filed of such persons at remand stage



522

No. of bail applications filed for undertrials



278

No of such bail applications allowed



No. of convicts provided legal assistance in
(i) Filing of Appeals

06

(ii) Parole/Furlough

99



Functioning of Legal Aid Helpline Number



Total calls received **0**

No. of persons
provided legal advice **0**

Legal aid and assistance provided through the
National Legal Aid Helpline Number 15100



Total calls received **618**

No. of persons
provided legal advice **618**

Legal aid and assistance provided through
State/ District helpline numbers



Use of webinars and Social Media Tools (Month wise)



810

No. of programmes related to legal aid conducted
through webinars:



01

No. of programmes conducted through Radio
including Community Radios.



01

No. of programmes conducted through TV



88

No. of programmes conducted through any other
social media tools including You Tube.

***corresponds to large and mid-sized states**



Population

6.89 crore



Per Capita

109,105



Rural

51,500,352



Human Development Index

0.541




Urban

17,080,776



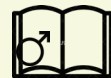
Gender Development Index

0.526




IJR Legal Aid Ranking

11*



Male Literacy Rate

79.19%



Female Literacy Rate

52.12%



Assistance to victims of domestic violence



No. of cases relating to incidents of domestic violence received by LSIs

11



No. of cases resolved through either counselling or mediation

01

**05**

No. of grievances related to denial of wages/salaries received by LSIs

**01**

No. of petitions filed in courts through legal aid lawyers under the Domestic Violence Act



Help to stranded people/migrants/Senior citizens

**107,133**

No. of cases in which assistance was provided to migrants in coordination with District Administration in terms of transit, food etc.

**36,041**

No. of people assisted with regard to shelter problem/ lack of money

**26,145**

No. of people assisted cases vis-à-vis travelling to their home states or districts

**3,799**

No. of senior citizens helped



Arrested persons/Prisoners:

**241**

No. of persons provided legal representation at remand stage

**1,139**

No. of Undertrials represented during trial through legal assistance

**462**

No. of bail applications filed of such persons at remand stage

**2,531**

No. of bail applications filed for undertrials

**229**

No of such bail applications allowed



No. of convicts provided legal assistance in
(i) Filing of Appeals

40

(ii) Parole/Furlough

03



Functioning of Legal Aid Helpline Number




Total calls received

46

No. of persons
provided legal advice

135

Legal aid and assistance provided through the
National Legal Aid Helpline Number 15100



Total calls received

2,794

No. of persons
provided legal advice

2,846

Legal aid and assistance provided through
State/ District helpline numbers



Use of webinars and Social Media Tools (Month wise)



43

No. of programmes related to legal aid conducted
through webinars:



05

No. of programmes conducted through Radio
including Community Radios.



08

No. of programmes conducted through TV



04

No. of programmes conducted through any other
social media tools including You Tube.

***corresponds to large and mid-sized states**



Population

6.19 lakhs



Per Capita

357,643



Rural

456,999



Urban

153,578



Human Development Index

0.665



Gender Development Index

0.659




IJR Legal Aid Ranking

04#



Male Literacy Rate

86.55%



Female Literacy Rate

75.61%



Assistance to victims of domestic violence



No. of cases relating to incidents of domestic violence received by LSIs

01



No. of cases resolved through either counselling or mediation

01



0

No. of grievances related to denial of wages/salaries received by LSIs



0

No. of petitions filed in courts through legal aid lawyers under the Domestic Violence Act



Help to stranded people/migrants/Senior citizens



0

No. of cases in which assistance was provided to migrants in coordination with District Administration in terms of transit, food etc.



0

No. of people assisted with regard to shelter problem/ lack of money



0

No. of people assisted cases vis-à-vis travelling to their home states or districts



0

No. of senior citizens helped



Arrested persons/Prisoners:



06

No. of persons provided legal representation at remand stage



59

No. of Undertrials represented during trial through legal assistance



02

No. of bail applications filed of such persons at remand stage



03

No. of bail applications filed for undertrials



02

No of such bail applications allowed



No. of convicts provided legal assistance in
(i) Filing of Appeals

0

(ii) Parole/Furlough

0



Functioning of Legal Aid Helpline Number



Total calls received **0**

No. of persons
provided legal advice **0**

Legal aid and assistance provided through the
National Legal Aid Helpline Number 15100



Total calls received **05**

No. of persons
provided legal advice **05**

Legal aid and assistance provided through
State/ District helpline numbers



Use of webinars and Social Media Tools (Month wise)



01

No. of programmes related to legal aid conducted
through webinars:



10

No. of programmes conducted through Radio
including Community Radios.



03

No. of programmes conducted through TV



0

No. of programmes conducted through any other
social media tools including You Tube.

corresponds to small states



Population

6.79 crore



Per Capita

193,750



Rural

37,190,000



Urban

34,950,000



Human Development Index

0.666



Gender Development Index

0.655



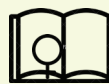
IJR Legal Aid Ranking

12*



Male Literacy Rate

86.77%



Female Literacy Rate

73.14%



Assistance to victims of domestic violence



No. of cases relating to incidents of domestic violence received by LSIs

152



No. of cases resolved through either counselling or mediation

108



06

No. of grievances related to denial of wages/salaries received by LSIs



03

No. of petitions filed in courts through legal aid lawyers under the Domestic Violence Act



Help to stranded people/migrants/Senior citizens



13,381

No. of cases in which assistance was provided to migrants in coordination with District Administration in terms of transit, food etc.



9,409

No. of people assisted with regard to shelter problem/ lack of money



2,053

No. of people assisted cases vis-à-vis travelling to their home states or districts



23,188

No. of senior citizens helped



Arrested persons/Prisoners:



2,818

No. of persons provided legal representation at remand stage



260

No. of Undertrials represented during trial through legal assistance



732

No. of bail applications filed of such persons at remand stage



263

No. of bail applications filed for undertrials



1,669

No of such bail applications allowed



No. of convicts provided legal assistance in
(i) Filing of Appeals

06

(ii) Parole/Furlough

29



Functioning of Legal Aid Helpline Number



Total calls received **66**

No. of persons
provided legal advice **66**

Legal aid and assistance provided through the
National Legal Aid Helpline Number 15100



Total calls received **602**

No. of persons
provided legal advice **579**

Legal aid and assistance provided through
State/ District helpline numbers



Use of webinars and Social Media Tools (Month wise)



04

No. of programmes related to legal aid conducted
through webinars:



05

No. of programmes conducted through Radio
including Community Radios.



03

No. of programmes conducted through TV



04

No. of programmes conducted through any other
social media tools including You Tube.

***corresponds to large and mid-sized states**



Population

3.52 crore



Per Capita

205,696



Rural

21,395,000



Urban

13,609,000



Human Development Index

0.669



Gender Development Index




IJR Legal Aid Ranking

04*



Male Literacy Rate

74.95%



Female Literacy Rate

57.92%



Assistance to victims of domestic violence



No. of cases relating to incidents of domestic violence received by LSIs

01



No. of cases resolved through either counselling or mediation

0

**0**

No. of grievances related to denial of wages/salaries received by LSIs

**01**

No. of petitions filed in courts through legal aid lawyers under the Domestic Violence Act



Help to stranded people/migrants/Senior citizens

**27,314**

No. of cases in which assistance was provided to migrants in coordination with District Administration in terms of transit, food etc.

**662**

No. of people assisted with regard to shelter problem/ lack of money

**1,025**

No. of people assisted cases vis-à-vis travelling to their home states or districts

**9,256**

No. of senior citizens helped



Arrested persons/Prisoners:

**24**

No. of persons provided legal representation at remand stage

**19**

No. of Undertrials represented during trial through legal assistance

**17**

No. of bail applications filed of such persons at remand stage

**53**

No. of bail applications filed for undertrials

**17**

No of such bail applications allowed



No. of convicts provided legal assistance in
(i) Filing of Appeals

05

(ii) Parole/Furlough

0



Functioning of Legal Aid Helpline Number



Total calls received

06

No. of persons
provided legal advice

06

Legal aid and assistance provided through the
National Legal Aid Helpline Number 15100



Total calls received

212

No. of persons
provided legal advice

134

Legal aid and assistance provided through
State/ District helpline numbers



Use of webinars and Social Media Tools (Month wise)



0

No. of programmes related to legal aid conducted
through webinars:



02

No. of programmes conducted through Radio
including Community Radios.



02

No. of programmes conducted through TV



30

No. of programmes conducted through any other
social media tools including You Tube.

***corresponds to large and mid-sized states**



Population

36.6 lakh



Per Capita

111,000



Rural

2,712,464



Urban

961,453




Human Development Index

0.663



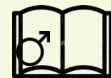
Gender Development Index

0.626




IJR Legal Aid Ranking

05#



Male Literacy Rate

97.34%



Female Literacy Rate

96.79%



Assistance to victims of domestic violence



No. of cases relating to incidents of domestic violence received by LSIs

38



No. of cases resolved through either counselling or mediation

11



0

No. of grievances related to denial of wages/salaries received by LSIs



12

No. of petitions filed in courts through legal aid lawyers under the Domestic Violence Act



Help to stranded people/migrants/Senior citizens



22

No. of cases in which assistance was provided to migrants in coordination with District Administration in terms of transit, food etc.



30

No. of people assisted with regard to shelter problem/ lack of money



23

No. of people assisted cases vis-à-vis travelling to their home states or districts



0

No. of senior citizens helped



Arrested persons/Prisoners:



82

No. of persons provided legal representation at remand stage



31

No. of Undertrials represented during trial through legal assistance



98

No. of bail applications filed of such persons at remand stage



04

No. of bail applications filed for undertrials



19

No of such bail applications allowed



No. of convicts provided legal assistance in
(i) Filing of Appeals

02

(ii) Parole/Furlough

02



Functioning of Legal Aid Helpline Number



Total calls received **0**

No. of persons
provided legal advice **0**

Legal aid and assistance provided through the
National Legal Aid Helpline Number 15100



Total calls received **04**

No. of persons
provided legal advice **72**

Legal aid and assistance provided through
State/ District helpline numbers



Use of webinars and Social Media Tools (Month wise)



0

No. of programmes related to legal aid conducted
through webinars:



0

No. of programmes conducted through Radio
including Community Radios.



0

No. of programmes conducted through TV



0

No. of programmes conducted through any other
social media tools including You Tube.

corresponds to small states



Population

20.42 crore



Per Capita

461,351



Rural

155,317,278



Urban

44,495,063



Human Development Index

0.528



Gender Development Index

0.509




IJR Legal Aid Ranking

18*



Male Literacy Rate

79.24%



Female Literacy Rate

59.26%



Assistance to victims of domestic violence



No. of cases relating to incidents of domestic violence received by LSIs

47



No. of cases resolved through either counselling or mediation

0



06

No. of grievances related to denial of wages/salaries received by LSIs



0

No. of petitions filed in courts through legal aid lawyers under the Domestic Violence Act



Help to stranded people/migrants/Senior citizens



No. of cases in which assistance was provided to migrants in coordination with District Administration in terms of transit, food etc.



No. of people assisted with regard to shelter problem/ lack of money



No. of people assisted cases vis-à-vis travelling to their home states or districts



No. of senior citizens helped



Arrested persons/Prisoners:



No. of persons provided legal representation at remand stage



No. of Undertrials represented during trial through legal assistance



No. of bail applications filed of such persons at remand stage



No. of bail applications filed for undertrials



No of such bail applications allowed



No. of convicts provided legal assistance in
(i) Filing of Appeals

(ii) Parole/Furlough



Functioning of Legal Aid Helpline Number



Total calls received

No. of persons
provided legal advice

Legal aid and assistance provided through the
National Legal Aid Helpline Number 15100



Total calls received

No. of persons
provided legal advice

Legal aid and assistance provided through
State/ District helpline numbers



Use of webinars and Social Media Tools (Month wise)



No. of programmes related to legal aid conducted
through webinars:



No. of programmes conducted through Radio
including Community Radios.



No. of programmes conducted through TV



No. of programmes conducted through any other
social media tools including You Tube.

***corresponds to large and mid-sized states**



Population

9.03 crore



Per Capita

109,491



Rural

62,183,431



Urban

29,093,002




Human Development Index

0.642



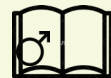
Gender Development Index

0.622




IJR Legal Aid Ranking

13*



Male Literacy Rate

81.69%



Female Literacy Rate

70.54%



Assistance to victims of domestic violence



No. of cases relating to incidents of domestic violence received by LSIs

239



No. of cases resolved through either counselling or mediation

13

**08**

No. of grievances related to denial of wages/salaries received by LSIs

**09**

No. of petitions filed in courts through legal aid lawyers under the Domestic Violence Act



Help to stranded people/migrants/Senior citizens

**21,790**

No. of cases in which assistance was provided to migrants incoordination with District Administration in terms of transit, food etc.

**8,353**

No. of people assisted with regard to shelter problem/ lack of money

**5,239**

No. of people assisted cases vis-à-vis travelling to their home states or districts

**1,998**

No. of senior citizens helped



Arrested persons/Prisoners:

**1,834**

No. of persons provided legal representation at remand stage

**1,769**

No. of Undertrials represented during trial through legal assistance

**1,621**

No. of bail applications filed of such persons at remand stage

**2,220**

No. of bail applications filed for undertrials

**1,214**

No of such bail applications allowed



No. of convicts provided legal assistance in
(i) Filing of Appeals

12

(ii) Parole/Furlough

330




Functioning of Legal Aid Helpline Number



Total calls received **87**

No. of persons
provided legal advice **87**

Legal aid and assistance provided through the
National Legal Aid Helpline Number 15100



Total calls received **0**

No. of persons
provided legal advice **0**

Legal aid and assistance provided through
State/ District helpline numbers



Use of webinars and Social Media Tools (Month wise)



04

No. of programmes related to legal aid conducted
through webinars:



0

No. of programmes conducted through Radio
including Community Radios.



0

No. of programmes conducted through TV



02

No. of programmes conducted through any other
social media tools including You Tube.

***corresponds to large and mid-sized states**

CHRI Programmes

CHRI seeks to hold the Commonwealth and its member countries to high of human rights, transparent democracies and Sustainable Development Goals (SDGs). CHRI specifically works on strategic initiatives and advocacy on human rights, Access to Justice and Access to Information. Its research, publications, workshops, analysis, mobilisation, dissemination and advocacy, informs the following principal programmes:

1. Access to Justice (ATJ)

Police Reforms: In too many countries the police are seen as an oppressive instrument of state rather than as protectors of citizens' rights, leading to widespread rights violations and denial of justice. CHRI promotes systemic reform so that the police act as upholders of the rule of law rather than as enforcers of a regime. CHRI's programme in India and South Asia aims at mobilising public support for police reforms and works to strengthen civil society engagement on the issues. In Tanzania and Ghana, CHRI examines police accountability and its connect to citizenry.

Prison Reforms: CHRI's work in prisons looks at increasing transparency of a traditionally closed system and exposing malpractices. Apart from highlighting systematic failures that result in overcrowding and unacceptably long pre-trial detention and prison overstay, it engages in interventions and advocacy for legal aid. Changes in these areas can spark improvements in the administration of prisons and conditions of justice.

2. Access to Information

*** Right to Information:** CHRI's expertise on the promotion of Access to Information is widely acknowledged. It encourages countries to pass and implement effective Right to Information (RTI) laws. It routinely assists in the development of legislation and has been particularly successful in promoting Right to Information laws and practices in India, Sri Lanka, Afghanistan, Bangladesh, Ghana and Kenya. In Ghana, CHRI as the Secretariat for the RTI civil society coalition, mobilised the efforts to pass the law; success came in 2019 after a long struggle. CHRI regularly critiques new legislation and intervene to bring best practices into governments and civil society knowledge both at a time when laws are being drafted and when they are first being implemented. It has experience of working in hostile environments as well as culturally varied jurisdictions, enabling CHRI bring valuable insights into countries seeking to evolve new RTI laws.

***Freedom of Expression and Opinion -- South Asia Media Defenders Network (SAMDEN):** CHRI has developed a regional network of media professionals to address the issue of increasing attacks on media workers and pressure on freedom of speech and expression in South Asia. This network, the South Asia Media Defenders Network (SAMDEN) recognises that such freedoms are indivisible and know no political boundaries. Anchored by a core group of media professionals who have experienced discrimination and intimidation, SAMDEN has developed approaches to highlight pressures on media, issues of shrinking media space and press freedom. It is also working to mobilise media so that strength grows through collaboration and numbers. A key area of synergy lies in linking SAMDEN with RTI movements and activists.

3. International Advocacy and Programming

Through its flagship Report, *Easier Said Than Done*, CHRI monitors the compliance of Commonwealth member states with human rights obligations. It advocates around human rights challenges and strategically engages with regional and international bodies including the UNHRC, Commonwealth Secretariat, Commonwealth Ministerial Action Group and the African Commission for Human and People's Rights. Ongoing strategic initiatives include advocating for SDG 16 goals, SDG 8.7 (see below), monitoring and holding the Commonwealth members to account and the Universal Periodic Review. We advocate and mobilise for the protection of human rights defenders and civil society spaces.

4. SDG 8.7: Contemporary Forms of Slavery

Since 2016, CHRI has pressed the Commonwealth to commit itself towards achieving the United Nations Sustainable Development Goal (SDG) Target 8.7, to 'take immediate and effective measures to eradicate forced labour, end modern slavery and human trafficking and secure the prohibition and elimination of the worst forms of child labour, including recruitment and use of child soldiers, and by 2025 end child labour in all its forms.' In July 2019 CHRI launched the Commonwealth 8.7 Network, which facilitates partnerships between grassroots NGOs that share a common vision to eradicate contemporary forms of slavery in Commonwealth countries. With a membership of approximately 60 NGOs from all five regions, the network serves as a knowledge-sharing platform for country-specific and thematic issues and good practice, and to strengthen collective advocacy.



CHRI

Commonwealth Human Rights Initiative
working for the *practical* realisation of human rights in
the Commonwealth

55A, Third Floor, Siddhartha Chambers - I,
Kalu Sarai, New Delhi 110 016, India
Tel: +91 11 4318 0200 Fax: +91 11 2686 4688
E-mail: info@humanrightsinitiative.org
Website: www.humanrightsinitiative.org
Twitter: @CHRI_INT